



#### Objective

The student will identify variant correspondences in words.


#### Materials

- ▶ Elkonin Box picture cards (Activity Master P.052.AM1a - P.052.AM1l)  
*Copy, laminate, and cut.*
- ▶ Student sheet (Activity Master P.052.SS1a - P.052.SS1b)  
*Can be copied back to back.*  
*When writing graphemes for a long vowel made by v-c-e, the "e" is placed below the final grapheme with a slash and an arrow is drawn leading back to the vowel that it is making long.*
- ▶ Vis-à-Vis® markers
- ▶ Pencils

#### Activity

Students orally segment words and write corresponding letters on spaces in Elkonin Boxes.

1. Place the Elkonin Box picture cards in a stack at the center. Provide each student with student sheets and Vis-à-Vis® marker.
2. Working in pairs, student one says the name of the picture on the picture card and orally segments the word (e.g., "boat, /b//ō//t").
3. Student two repeats the sounds while writing the corresponding grapheme for each phoneme in the box with the Vis-a-Vis® marker (i.e., "b-oa-t").
4. Both students record the word on their student sheets.
5. Continue until student sheets are complete.
6. Teacher evaluation




#### Extensions and Adaptations

- ▶ Use other target Elkonin Box picture cards (Activity Master P.052.AM2).

# Phonics

Say and Write Letters


P.052.AM1a



_____	_____
-------	-------

elkonin box picture card: ape





_____	_____	_____
-------	-------	-------


elkonin box picture card: nail



# Phonics

Say and Write Letters


P.052.AM1c



_____	_____	_____
-------	-------	-------

elkonin box picture card: seal





_____	_____	_____	_____
-------	-------	-------	-------


elkonin box picture card: kiss



# Phonics

Say and Write Letters


P.052.AMIe



_____	_____	_____	_____
-------	-------	-------	-------

elkonin box picture card: kite





_____	_____
-------	-------

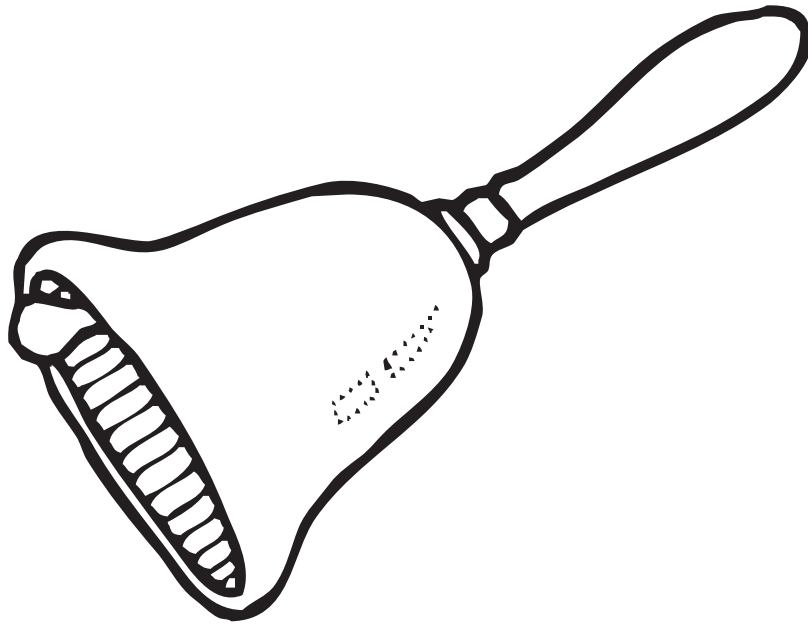
elkonin box picture card: saw



# Phonics

Say and Write Letters

P.052.AMIg



_____	_____	_____	_____
-------	-------	-------	-------

elkonin box picture card: bell







_____	_____	_____	_____
-------	-------	-------	-------


elkonin box picture card: feet



# Phonics

Say and Write Letters


P.052.AM I i



_____	_____	_____	_____	_____
-------	-------	-------	-------	-------

elkonin box picture card: stove





_	_	_
---	---	---


elkonin box picture card: boat



# Phonics

Say and Write Letters

P.052.AMIk



_____	_____	_____	_____
-------	-------	-------	-------

elkonin box picture card: cube





_____	_____	_____
-------	-------	-------


elkonin box picture card: moon



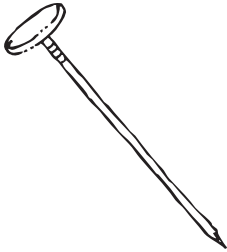
Name \_\_\_\_\_

Say and Write Letters


P.052.SS1a



_____	_____
-------	-------



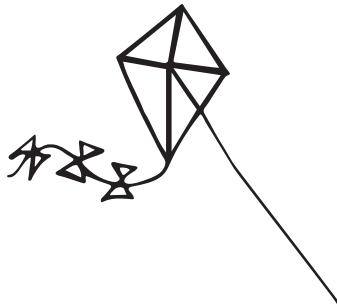
_____	_____	_____
-------	-------	-------



_____	_____	_____
-------	-------	-------



_____	_____	_____
-------	-------	-------



_____	_____	_____
-------	-------	-------

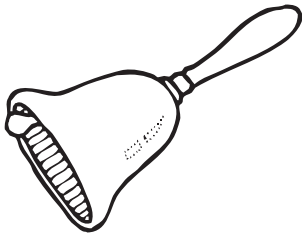


_____	_____
-------	-------

# Name \_\_\_\_\_

P.052.SS1b


Say and Write Letters




_____	_____	_____
-------	-------	-------




_____	_____	_____
-------	-------	-------



_____	_____	_____	_____
-------	-------	-------	-------



_____	_____	_____
-------	-------	-------



_____	_____	_____
-------	-------	-------




_____	_____	_____
-------	-------	-------

# Phonics

Say and Write Letters

P.052.AM2



blank elkonin box picture card

