



### Objective

The student will identify the relationship among words.

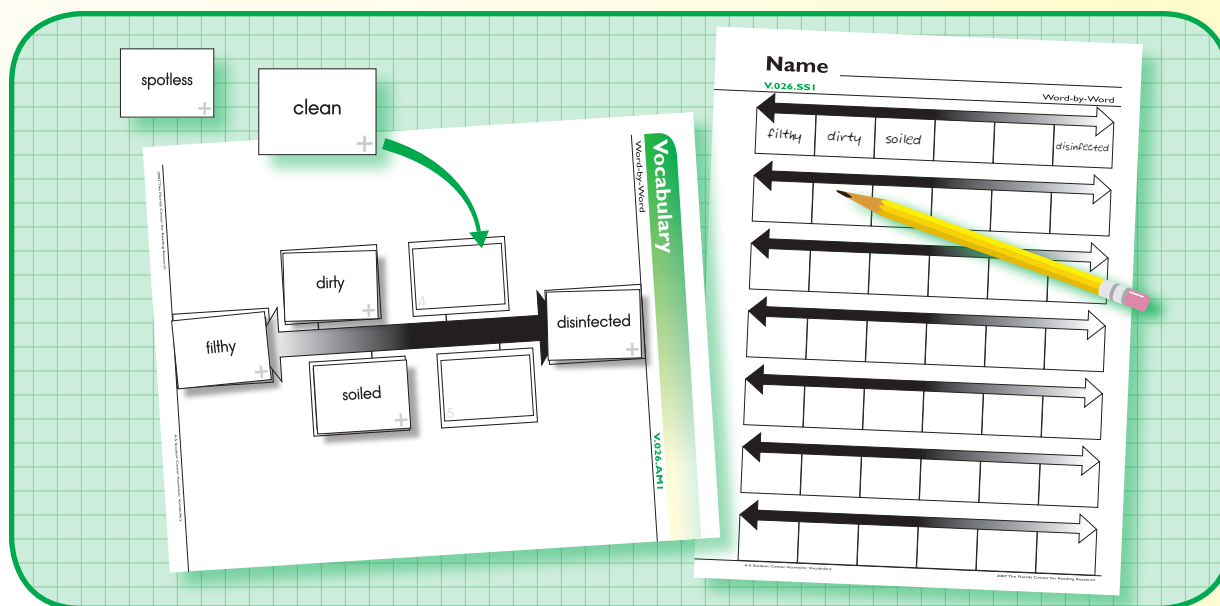
### Materials

- ▶ Sorting board (Activity Master V.026.AM1)  
*Laminate.*
- ▶ Word cards (Activity Master V.026.AM2a - V.026.AM2b)  
*Laminate and cut.*
- ▶ Envelopes  
*Place each set of words with the same icons in an envelope.*
- ▶ Student sheet (Activity Master V.026.SS1)
- ▶ Pencil

### Activity

Students show relationships among the meaning of words by placing them on a continuum.

1. Place the sorting board and envelopes containing the word card sets on a flat surface.  
Provide the student with a student sheet.
2. The student opens one of the envelopes and scatters cards.
3. Reads the words on the cards. Thinks about what they mean to determine the order relative to each other. Places on sorting board (e.g., filthy, dirty, soiled, clean, spotless, disinfected).
4. Records the information on the student sheet.
5. Continue until student sheet is complete.
6. Teacher evaluation



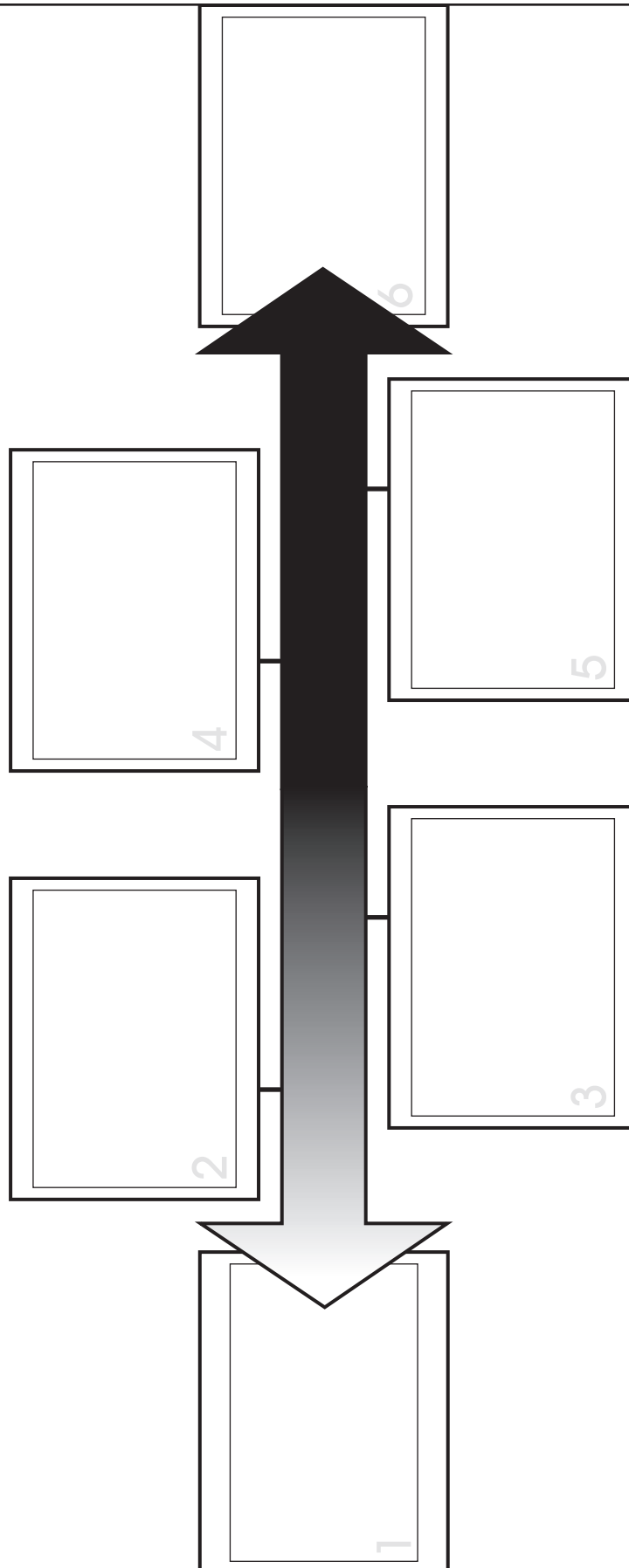
### Extensions and Adaptations

- ▶ Write other words to sort on sorting board (Activity Master V.026.AM3).
- ▶ Work with a partner and write words to place on the large sorting board (Activity Master V.026.AM4 and Activity Master V.026.AM5a - V.026.AM5b) Note: Glue sorting board together. Record words on student sheet (Activity Master V.026.SS2).

# Vocabulary

Word-by-Word

V.026.AMI



# Vocabulary

V.026.AM2a

Word-by-Word

none △	dirty +	cowardly ○	
abundant △	soiled +	heroic ○	ravenous
few △	clean +	weak-willed ○	starving
some △	spotless +	fearful ○	
many △	filthy +	daring ○	hungry
numerous △	disinfected +	brave ○	





















word cards

# Vocabulary

Word-by-Word

V.026.AM2b

microscopic 	grave 	fleeting 	
miniature 	somber 	temporary 	satisfied
small 	sad 	brief 	full
medium 	humorless 	stable 	
large 	amusing 	long-term 	satiated
enormous 	hilarious 	permanent 	



word cards

Name \_\_\_\_\_

V.026.SSI

Word-by-Word

--	--	--	--	--	--

--	--	--	--	--	--

--	--	--	--	--	--

--	--	--	--	--	--

--	--	--	--	--	--

--	--	--	--	--	--

--	--	--	--	--	--



# Vocabulary

Word-by-Word

V.026.AM3




small blank cards for sorting board – for Activity Master V.026.AM1

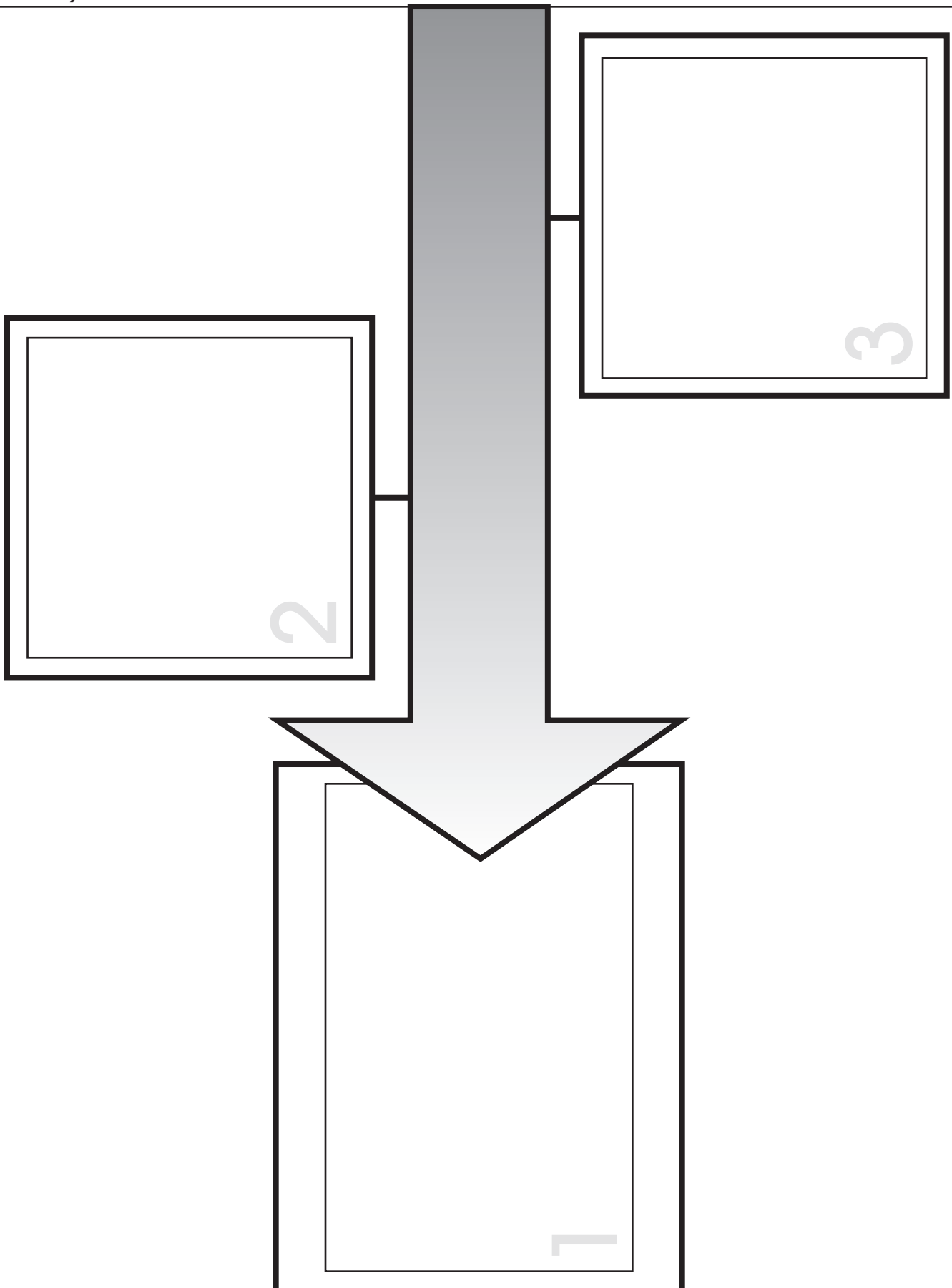


small and large blank cards for sorting board – for Activity Master V.026.AM5a - V.026.AM5b

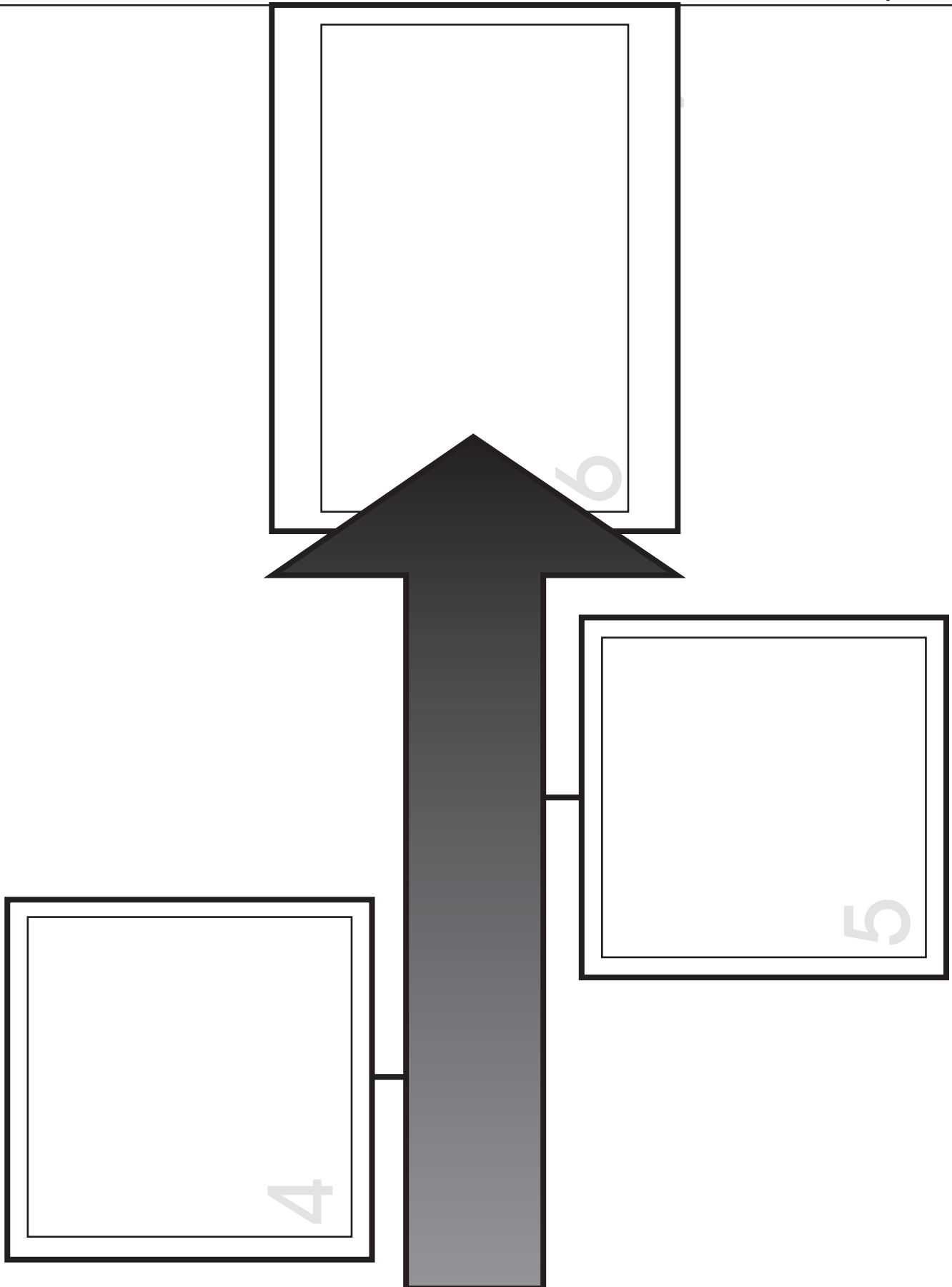
# Vocabulary

Word-by-Word

V.026.AM5a







Name \_\_\_\_\_

Word-by-Word

V.026.SS2

