

Phoneme Counting Sort

Objective

The student will segment phonemes in words.

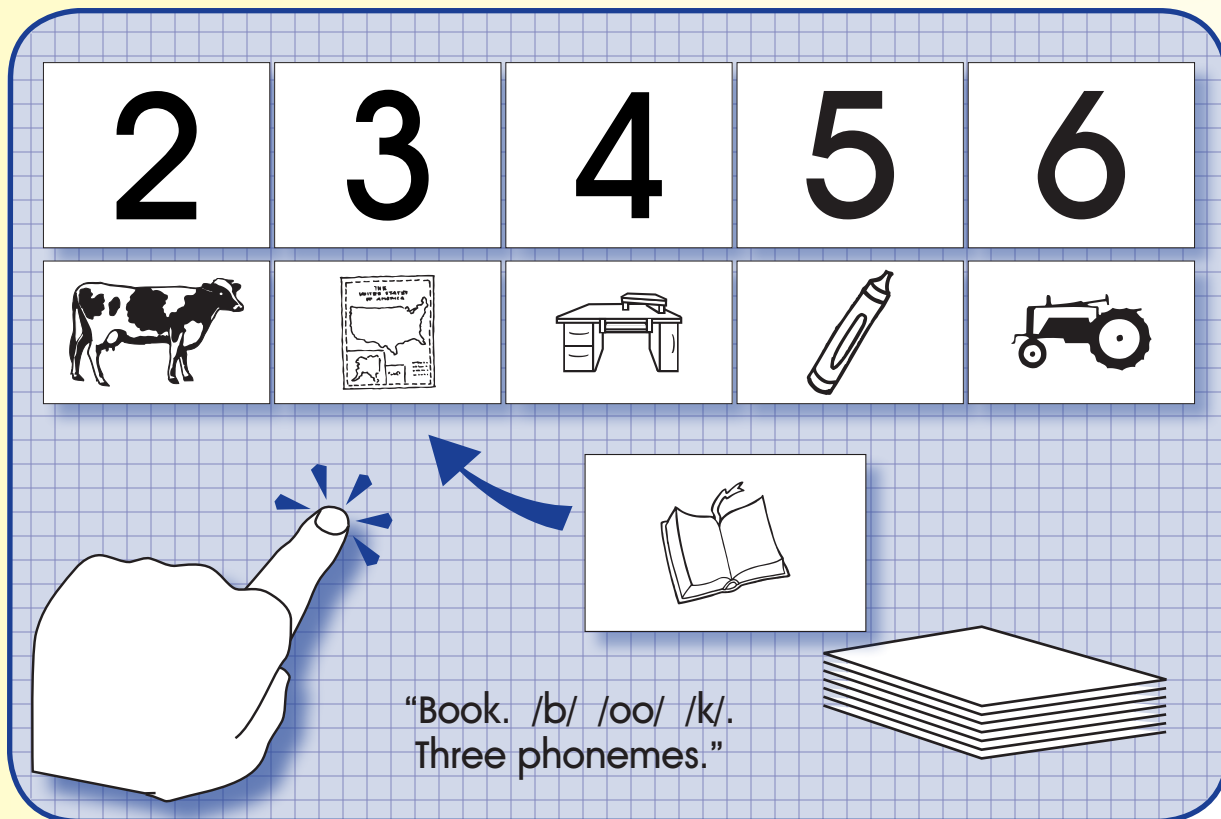
Materials



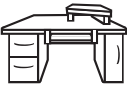


- ▶ Number headings (Activity Master PA.014.AM1)
- ▶ Phoneme picture cards (Activity Master PA.014.AM2a - PA.014.AM2c)

Activity

Students count phonemes and sort by number.

1. Place number headings on a flat surface and stack picture cards face down at the center.
2. Taking turns, students select a picture card and say the name of the picture.
3. “Finger tap” the number of phonemes while saying the word (e.g., “book, /b/ /oo/ /k/”). State the number of phonemes (i.e., “three phonemes”) and place the picture card under the correct number (i.e., “3”).
4. Continue until all picture cards are sorted.
5. Peer evaluation



2	3	4	5	6
				

“Book. /b/ /oo/ /k/.
Three phonemes.”

Extensions and Adaptations

- ▶ Use other picture cards and sort.

Phonemic Awareness

PA.014.AMI

Phoneme Counting Sort

2

header

3

header

4

header

5

header

6

header

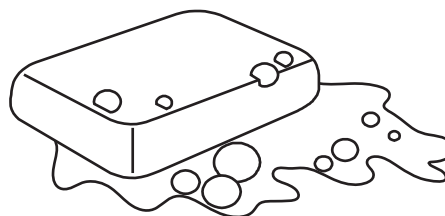

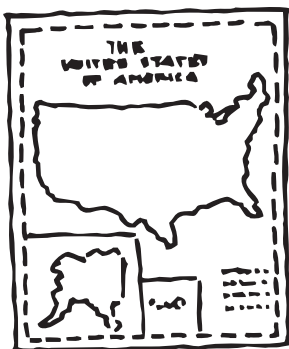
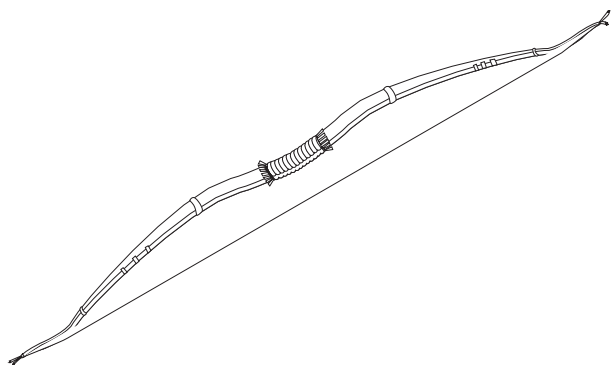
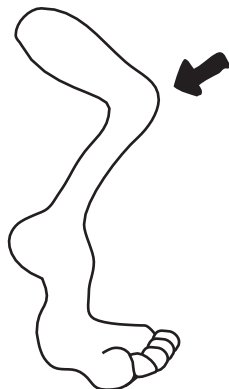
header



Phonemic Awareness

Phoneme Counting Sort

PA.014.AM2a




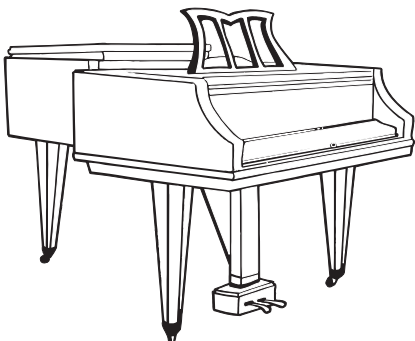



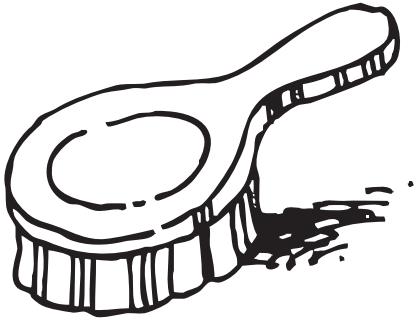


knee - 2, tie - 2, bow - 2, cow - 2, map - 3, book - 3, bowl - 3, soap - 3



Phonemic Awareness

PA.014.AM2b

Phoneme Counting Sort





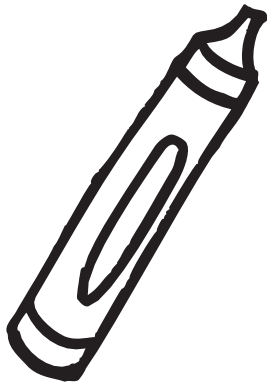
apple - 3, desk - 4, brush - 4, pillow - 4, straw - 4, igloo - 4, piano - 5, candle - 5



Phonemic Awareness

Phoneme Counting Sort

PA.014.AM2c



20



crayon - 5, pants - 5, balloon - 5, tractor - 6, haystack - 6, twenty - 6, snowman - 6, potato - 6