

Letter-Sound Bingo



Objective

The student will match medial phonemes to graphemes.



Materials

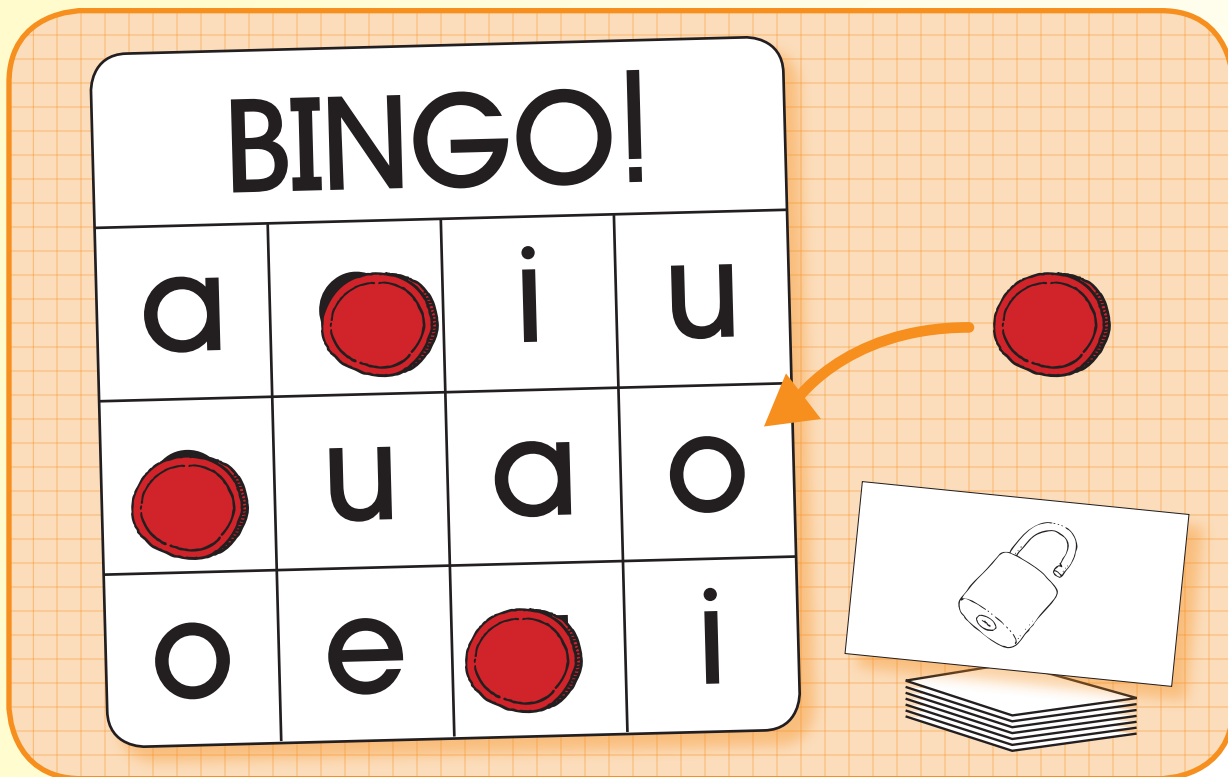
- ▶ Letter-sound bingo cards (Activity Master P.022.AM1a - P.022.AM1c)
- ▶ Medial sound picture cards (Activity Master P.022.AM2a - P.022.AM2d)
- ▶ Game pieces (e.g., counters)



Activity

Students match medial sounds of words to letters while playing a Bingo-type game.

1. Place the medial sound picture cards face down in a stack. Provide each student with a different bingo card and game pieces.
2. Taking turns, student one selects the top card from the stack, names the picture, and says its medial sound (e.g., “lock, /o/”).
3. Each student looks for letter on his bingo card that corresponds to the medial sound (i.e., “o”) and places one game piece on that letter.
4. Student one places picture card in a discard pile.
5. Continue until one student has a completed card and says, “Bingo!”
6. Peer evaluation



Extensions and Adaptations

- ▶ Make other bingo cards (Activity Master P.022.AM3) for use with initial or final sounds.

BINGO!

a

o

i

u

e

u

a

o

o

e

u

i



BINGO!

o

u

a

i

e

i

e

a

u

o

i

e



BINGO!

a

u

o

i

o

i

e

a

u

a

i



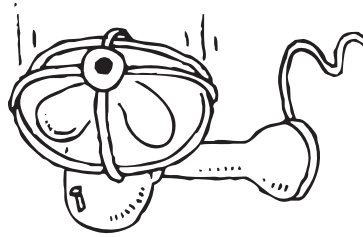
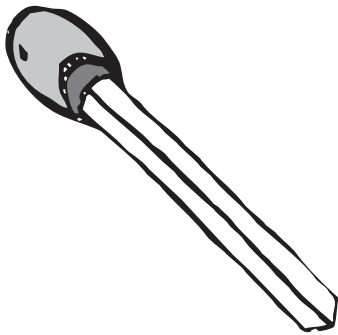
e



Phonics

Letter-Sound Bingo



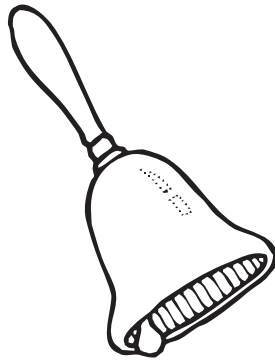
P.022.AM2a




medial sound picture cards: match, fan, cab, bag, bat, check



10



6



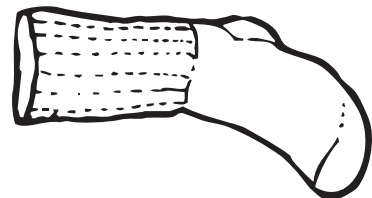
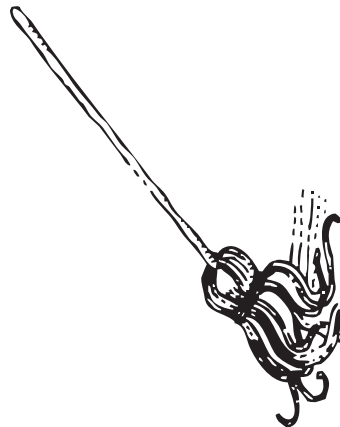
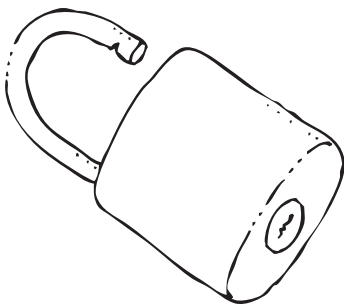


medial sound picture cards: ten, bell, well, ship, six, fish



Phonics


Letter-Sound Bingo

P.022.AM2c



medial sound picture cards: dish, chin, chick, lock, mop, sock





medial sound picture cards: hop, thumb, bus, mug, duck, rug



BINGO!

