



Phonological Awareness

PA.007

Rhyme

Rhyme Memory Match

Objective

The student will recognize rhyming words.


Materials

- ▶ Rhyming picture cards (Activity Master PA.007.AM1a - PA.007.AM1g)
Select target rhymes.

Activity

Students match rhyming pairs of picture cards.

1. Place the rhyming picture cards face down in rows.
2. Taking turns, students select two cards, name the picture on each (e.g., “crown, clown”), and determine if there is a match.
3. If there is a match, pick up the cards and place to the side. If cards do not match, return them to their original positions.
4. Continue until all rhyming pairs are made.
5. Peer evaluation







Extensions and Adaptations:

- ▶ Sort cards on a pocket chart and review rhyming pairs.
- ▶ Play using initial sound picture cards (Activity Master PA.007.AM2a - PA.007.AM2e).

Phonological Awareness

Rhyme Memory Match

PA.007.AM1a



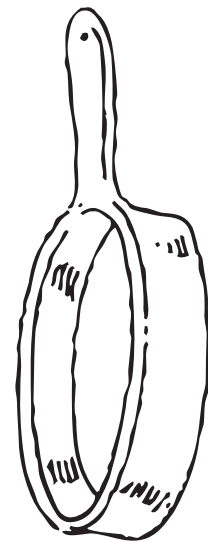
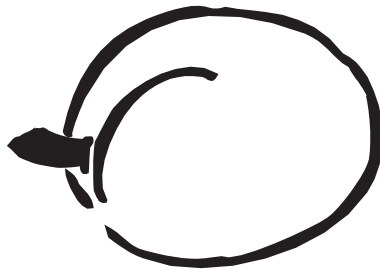
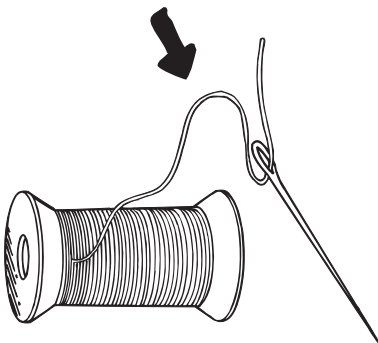

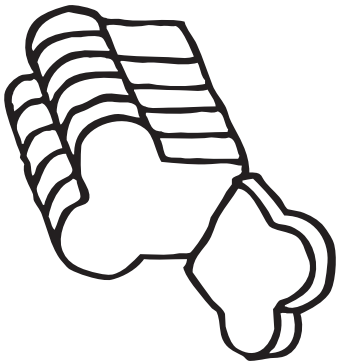
rhyming picture cards: cat, moon, book, hat, spoon, cook



Phonological Awareness

PA.007.AM1b

Rhyme Memory Match



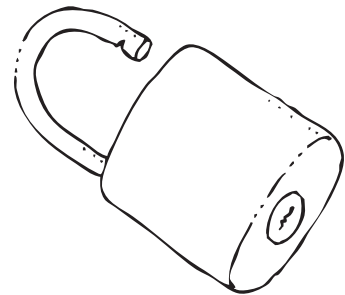
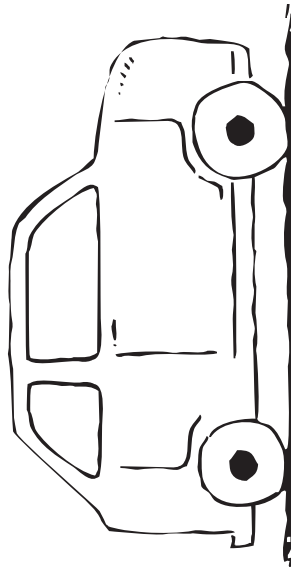
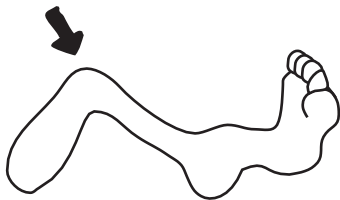
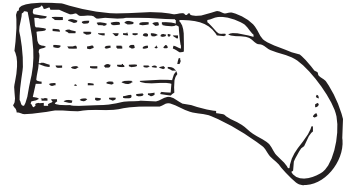
rhyming picture cards: bread, beach, can, thread, peach, pan



Phonological Awareness

Rhyme Memory Match

PA.007.AM1c





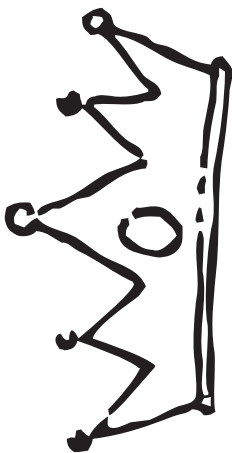



rhyming picture cards: bee, star, sock, knee, car, lock



Phonological Awareness

PA.007.AM1d

Rhyme Memory Match





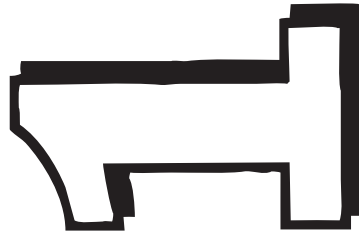
rhyming picture cards: clown, mouse, sheep, crown, house, jeep



Phonological Awareness

Rhyme Memory Match

PA.007.AM1e



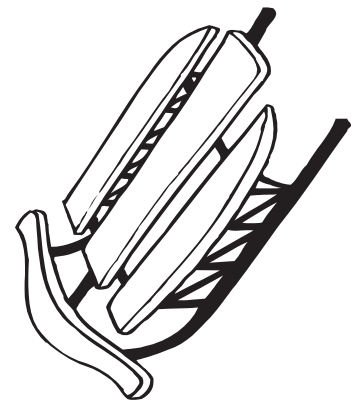
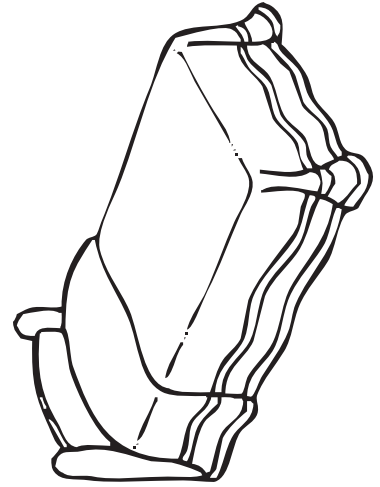

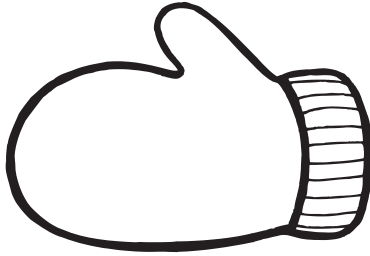
rhyming picture cards: egg, one, bow, leg, sun, toe



Phonological Awareness

PA.007.AM1f

Rhyme Memory Match



rhyming picture cards: mitten, key, bed, kitten, pea, sled



