



Vowel Digraph Baseball

Objective

The student will identify variant correspondences in words.


Materials

- ▶ Vowel digraph reference baseball bat (Activity Master P.019.AM1)
- ▶ Word baseball game board (Activity Master P.019.AM2)
- ▶ Baseball pattern (Activity Master P.019.AM3)
Copy enough baseballs for all target words. Write target words or glue selected word cards to baseballs.
- ▶ Word cards (Activity Master P.019.AM4a - P.019.AM4d)
- ▶ Game pieces (e.g., counters)

Activity

Students identify vowel digraphs in words by playing a baseball game.

1. Place game board, vowel digraph reference baseball bat, baseball word cards face down, and game pieces at the center.
2. Student one, the pitcher, selects the top baseball word card and reads the word aloud (concealing it from student two).
3. Student two, the batter, repeats the word, identifies the vowel sound, and vowel digraph (using the vowel digraph baseball bat if needed). For example, student repeats “toast, /ō/, oa”).
4. If correct, advances to base. If incorrect, pitcher states correct vowel digraph and the batter receives an out.
5. Continues to move around the bases as vowel digraphs are correctly identified.
6. After three outs or two runs, switch roles. Depending on time, innings may be limited.
7. Peer evaluation



Extensions and Adaptations

- ▶ Play using other word cards (P.HFW.005 - P.HFW.064).
- ▶ Sort the baseball word cards (e.g., by digraphs, phonemes, blends, final sounds).

Digraphs

ea


oa

ai

ay

oo

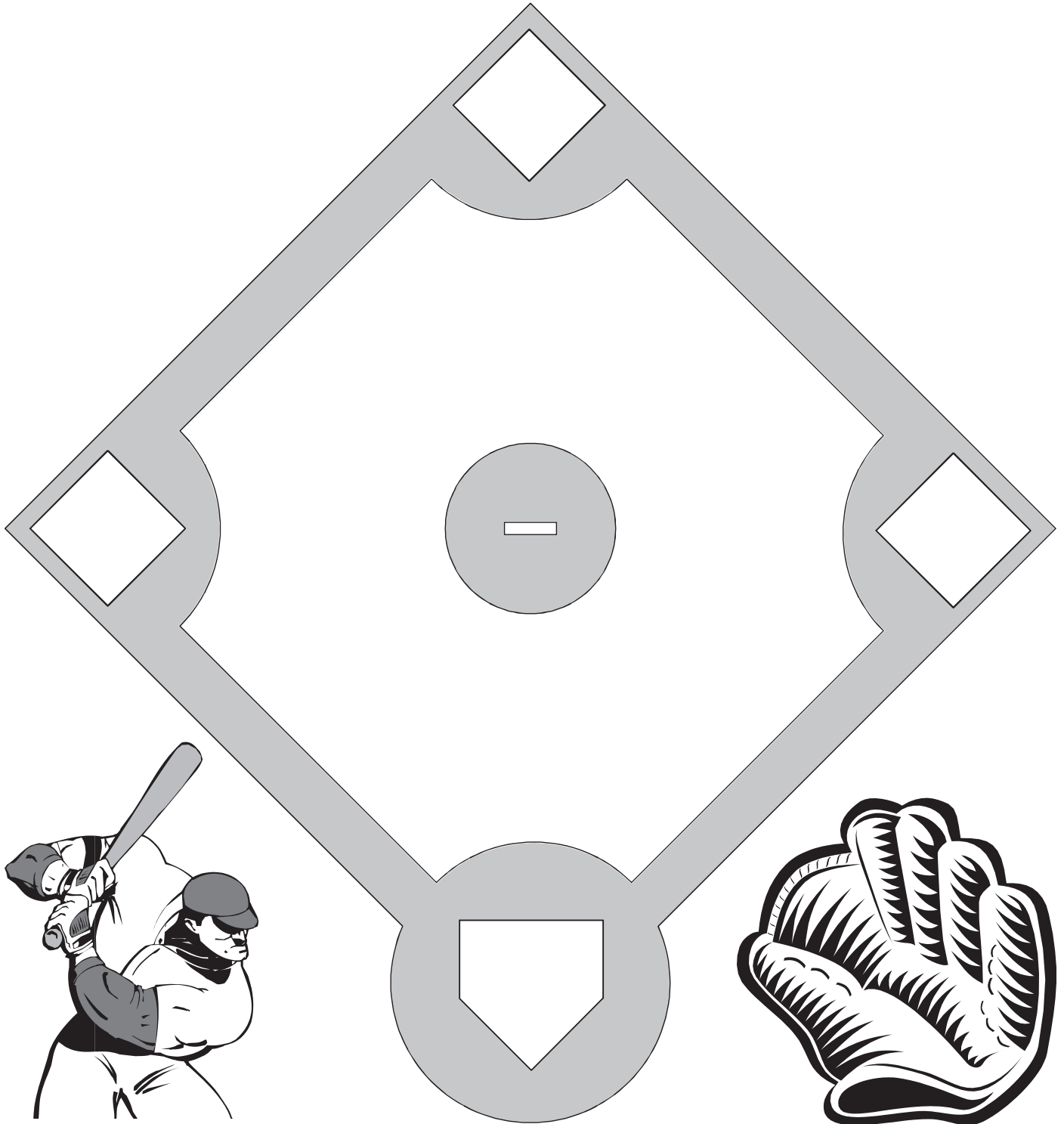
fold





Phonics

Vowel Digraph Baseball

P.019.AM2





Phonics

Vowel Digraph Baseball

P.019.AM4a

sneak

cheap

clean

mean

deal

bleach

feast

float



toast

foam

load

groan

roach

throat

aim

bait



Phonics

Vowel Digraph Baseball

P.019.AM4c

plain

fail

braid

strain

stay

ray

gray

tray



hay

hoop

tool

smooth

zoom

noon

scoot

loom

