



Phonological Awareness

PA.044

Phoneme Segmenting
The Sound Game

Objective

The student will segment phonemes in words.

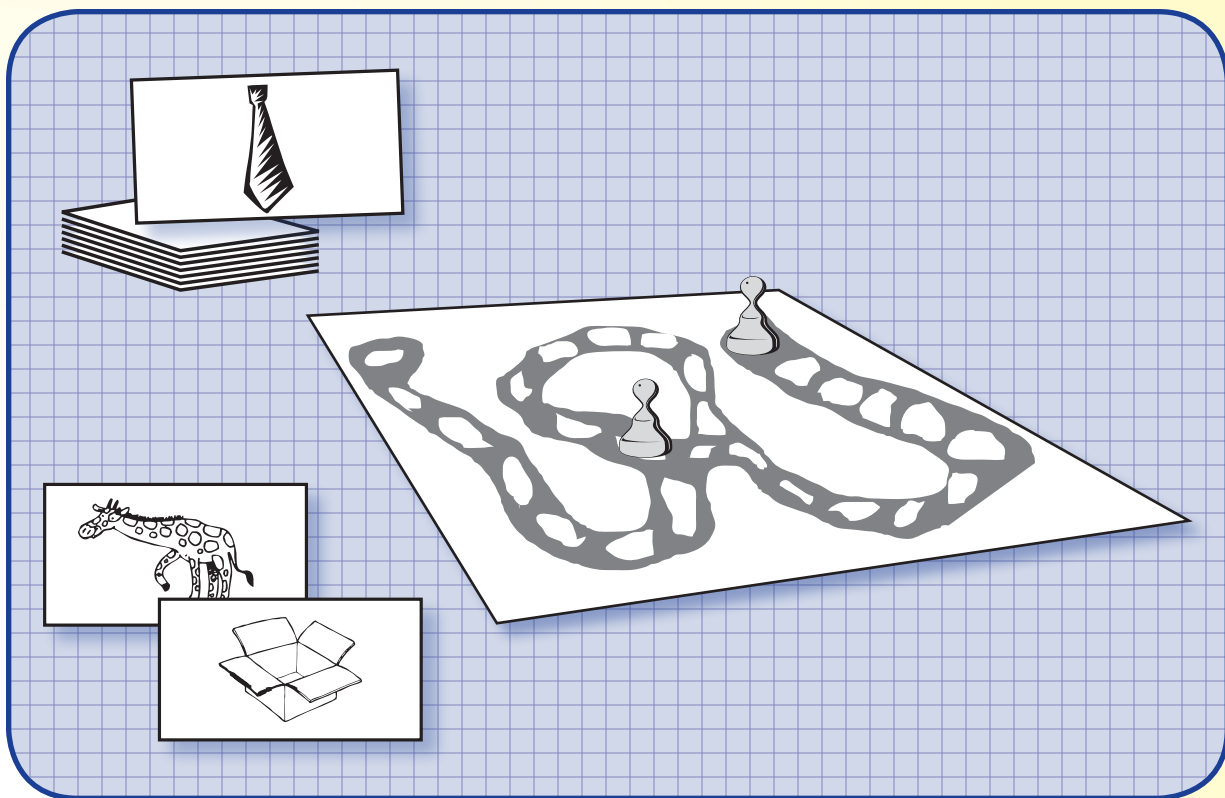
Materials

- ▶ The Sound Game board (Activity Master PA.044.AM1a - PA.044.AM1b)
- ▶ *Copy on card stock, assemble, and laminate.*
- ▶ Two-to-five phoneme picture cards (Activity Master PA.044.AM2a - PA.044.AM2b)
- ▶ Game pieces (e.g., counters)

Activity

Students count phonemes in words while playing a board game.

1. Place the Sound Game board and phoneme picture cards face down in a stack on a flat surface. Place game pieces at START.
2. Taking turns, students pick up a picture card, name the picture, and segment the word into phonemes (e.g., “tie, /t/ /ī/”).
3. Move game piece the corresponding number of spaces.
4. Continue until all students reach the END space.
5. Peer evaluation




Extensions and Adaptations

- ▶ Play using other phoneme picture cards.
- ▶ Count syllables in words.

Phonological Awareness

The Sound Game

PA.044.AM1a



Phonological Awareness

PA.044.AM1b

The Sound Game



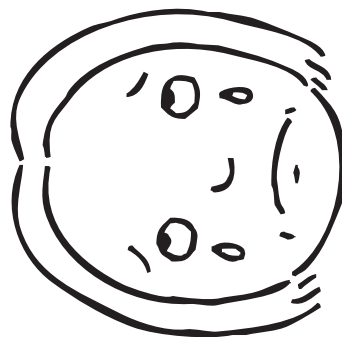
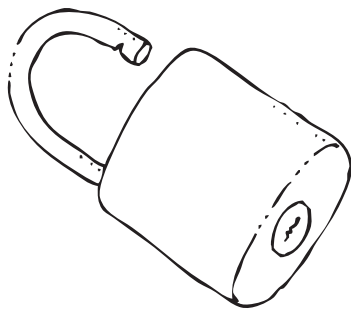
Phonological Awareness

The Sound Game

PA.044.AM2a



8



5

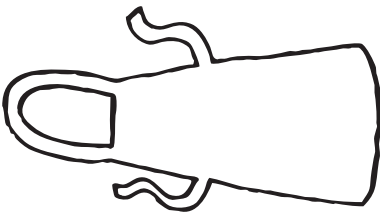
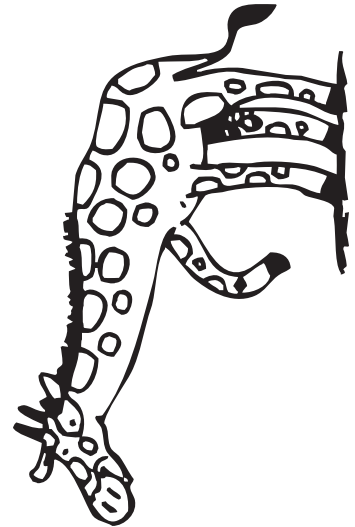
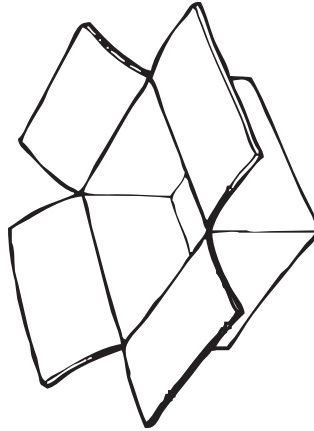

phoneme picture cards: tie-2, eight-2, key-2, lock-3, cry-3, five-3



Phonological Awareness

PA.044.AM2b

The Sound Game



7

phoneme picture cards: paint-4, box-4, giraffe-4, apron-5, peanut-5, seven-5

